

HVA120

VLF high voltage test set

Datasheet



The HVA120 is a perfectly suitable test set to determine the condition of medium voltage cables with a voltage rating up to 69 kV (acc. to IEEE 400.2-2013). Its compact design and unmatched high voltage output power to weight ratio is second to none on the market and makes it an excellent option for cable testing up to 85 kV_{rms} and 120 kV_{peak} (sine wave operation). Beside the VLF and DC testing, the HVA120 performs also sheath testing with sheath fault location mode (here, however, additional fault probe is needed).

Performance: Outstanding features considering size and weight vs. output load.

Duty cycle: No thermal limitation! You can use the test set continuously.

Safety first: Two independent discharge devices (electronic and mechanical discharging) and an integrated 12 kV transient protection system (at 50/60 Hz).

Connectivity: On-site, no external PC is needed. All results can be later downloaded via USB for further investigation and easy reporting via the b2 ControlCenter.

Solid HV connectors: Robust HV connectors allow the use of various HV test lead lengths, quick exchange of a replacement cable, or a simpler upgrade path for connection of diagnostics systems.



Output voltage	max. 120 kV _{peak} , 85 kV _{rms}
Output load	0.5 μF @ 0.1 Hz @ 85 kV _{rms}
Weight	198 kg / 436.5 lbs

YOUR BENEFITS



TD AND PD DIAGNOSTICS
HVA120 can be extended to a complete cable diagnostic system at any time.



DRY SYSTEM
HVA test sets are constructed with nonarcing contacts and no need to change oil. This eliminates routine servicing and makes the test sets almost maintenance-free.



UNLIMITED OPERATING TIME
HVA generators are designed for continuous operation without any thermal limitations.



COMPACT AND PORTABLE
Our HVA series have been designed for maximum portability and on-site use. It makes them widely applicable for in-field use.

- Pure sinusoidal output voltage (load-independent)
- Sheath fault pinpointing in combination with sheath fault locator (not included)
- Easily exchangeable HV test lead

- Breakdown voltage and load detection
- Real time oscilloscope of the output voltage on the HVA display
- Programmable test sequences with a tailor-made software tool
- Report downloads from the device via USB flash drive

HVA120

VLF high voltage test set

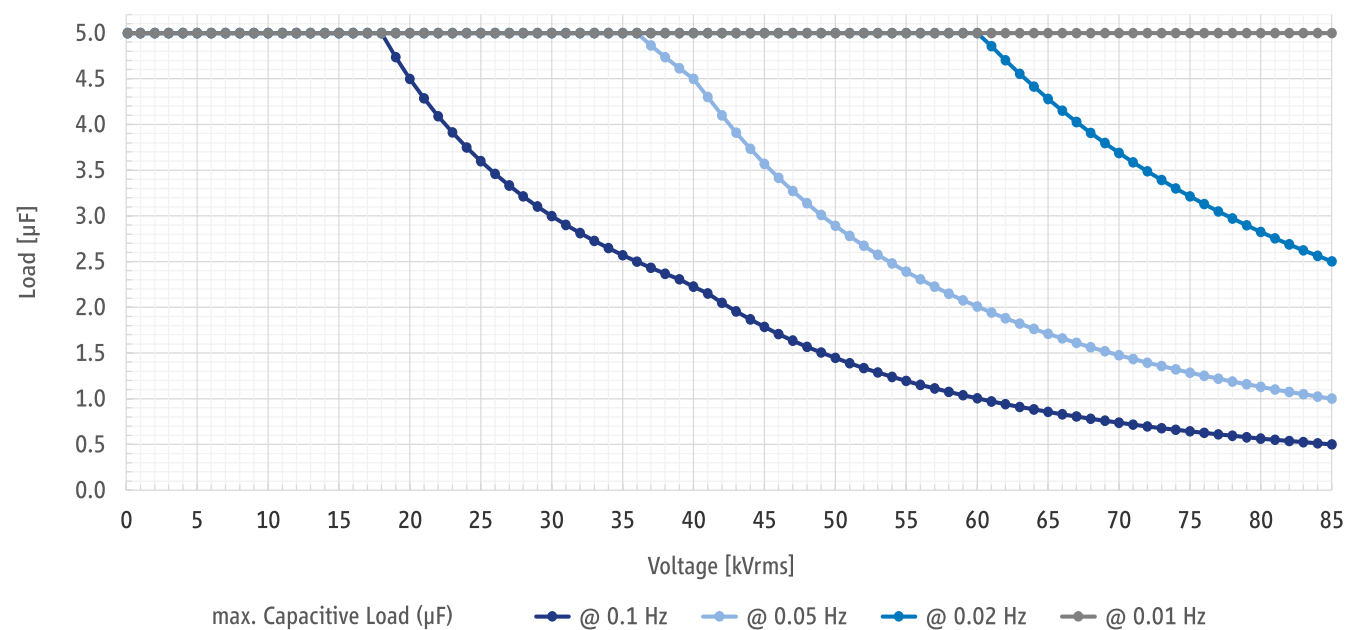
Datasheet



TECHNICAL DATA

Output characteristics	
VLF sine wave	0 ... 85 kV _{rms} / 0 ... 120 kV _{peak}
DC	-100 kV ... 100 kV
VLF square wave	0 ... 100 kV
Output voltage	
Sheath test	0 ... 10 kV (negative polarity)
Voltage setting resolution	0.1 kV
AC frequency range	0.01 Hz ... 0.1 Hz
Frequency setting resolution	0.01 Hz
Output current	
AC	56 mA _{rms} max.
DC	80 mA max.
Sheath test trip current	0.1 ... 5 mA
Sheath fault location	40 mA max.
Duty cycle	Continuous, no thermal limitation of operating time

Load diagram for sine wave



High voltage tests	
Test types	VLF withstand test
	DC test
	Sheath test
	Sheath fault location pulse / period: 1:3 / 4s, 1:5 / 4s, 1:5 / 6s, 1:9 / 6s (sheath fault locator not in scope of supply)
	Vacuum bottle test

DHV1447 Rev00 – © b2 electronics GmbH – Subject to change without notice.

HVA120

VLF high voltage test set

Datasheet



High voltage tests (continued)	
Test modes	Manual mode Automatic test sequences (user definable)
Arc management modes	Burn on arc Trip out on arc
Compliance	VLF withstand testing according to IEEE 400.2 and the test standards DIN VDE 0276-620 (CENELEC HD 620 S2), DIN VDE 0276-621 (CENELEC HD 621 S1) AC and sheath testing according to IEC 60502-2 / IEC 60229

Metering		
Output voltage measurement range	AC TrueRMS	
	Maximum display value	100 kV _{rms}
	Resolution	0.1 kV _{rms}
	Accuracy	± 0.1 kV _{rms} ± 1% of reading
	DC	
	Maximum display value	140 kV
	Resolution	0.1 kV
	Accuracy	± 0.1 kV ± 1% of reading
Output current measurement range	AC TrueRMS	
	Maximum display value	70 mA _{rms}
	Resolution	0.1 / 1 / 10 / 100 μA _{rms}
	Accuracy	± 1μA _{rms} ± 1% of reading
	DC	
	Max./min. display values	± 100 mA
	Resolution	0.1 / 1 / 10 / 100 μA
	Accuracy	± 1μA ± 1% of reading
Resistance	Range	0.1 MΩ ... 5 GΩ
	Resolution	0.1 / 1 / 10 / 100 MΩ
	Accuracy	typ. 10%
Capacitance	Range	0 ... 30 μF
	Resolution	0.01 / 0.1 / 1 nF and 0.01 / 0.1 μF
	Accuracy	typ. 20%
Flashover voltage	Full output voltage range	

Further characteristics		
AC supply	210 ... 240 V, 50/60 Hz, 3.000 VA	
Product safety	Backfeed protection: 12 kV at 50/60 Hz	
	DDD Dual Discharge Device (integrated electronic and mechanical discharge device)	
Environmental conditions	Operating temperature range	-5 ... +45 °C
	Storage temperature range	-25 ... +70 °C
	Humidity	5 ... 85%, non condensing

HVA120 VLF high voltage test set

Datasheet






Further characteristics	
Data transfer	USB type A
	RS232
Report management	Built-in memory: up to 50 reports, 40 test sequences
	USB flash drive: dependent on storage capacity
PC software	b2 ControlCenter (included)
	HVA ControlCenter (included)
Dimensions L x W x H	790 x 445 x 740 mm 31.1 x 17.51 x 29.1 in
Weight	198 kg / 436.5 lbs

SCOPE OF SUPPLY

	Art. No.
HVA120 VLF High Voltage Test Set	SH5019
Included accessories	Pcs. Art. No.
HVA120 HV test lead 160 kV PD 10 m MC14	1 GH0635
Earth lead 5 m 16 mm ² transparent M6/clamp	1 GH1009
Power chord country specific - Unit side C19	1 XKEK0002
HVA language specific manual	1 XDHV0005
HVA safety manual multi language	1 DHV1440
HVA 1st generation data storage device with PC software	1 GZD5026
Extra Power-on key	1 KEC0007
Cable serial DB9 f/f Link 3 m	1 KEK0017
UC232R-10 "ChiPi" USB-RS232 Adapter	1 KEK0049
HVA90/120 accessories bag with b2 logo, black	1 VKR0053

OPTIONALLY AVAILABLE

Additional Accessories	Art. No.	Diagnostics Options	Art. No.
Discharge Stick 120 kV 18 kR <36 kJ 1800 mm	GH0605	TD120-MC Tan Delta diagnostics system	SH5026
 VKR0038	VKR0038	PD120-2 Partial Discharge diagnostics system	SH5035
		PDTD120-2 PD & TD diagnostics system	SH5034
		 TD120-MC	 PDTD120-2